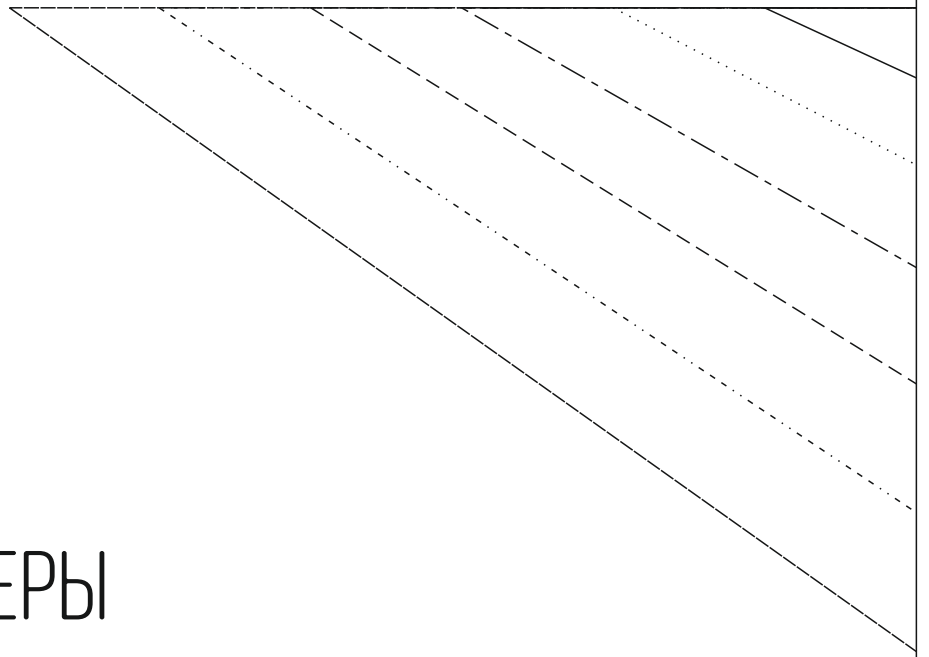


# A1




## РАЗМЕРЫ

—————	46
.....	48
- - - - -	50
- - - - -	52
.....	54
—————	56



A2




A3

УЧАСТОК НЕ ЗАШИВАТЬ ДЛЯ  
ВЫВОРАЧИВАНИЯ НА ЛИЦЕВУЮ СТОРОНУ

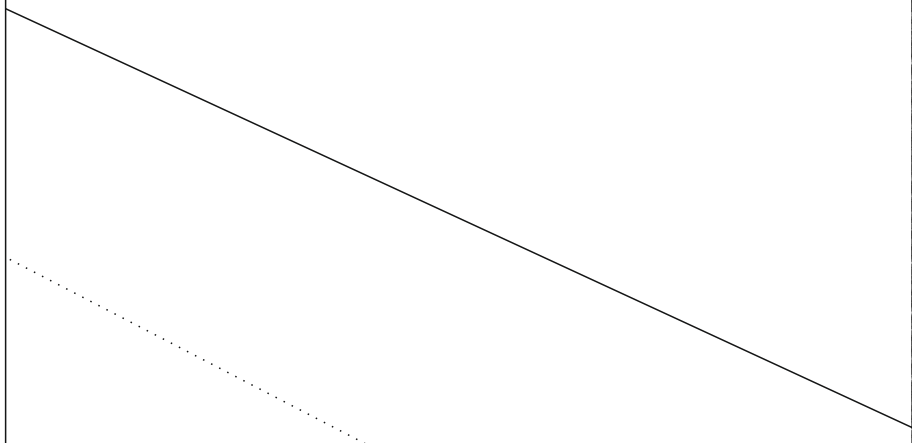
2 ДЕТАЛИ СО СГИБОМ

@LIALANA\_SEW

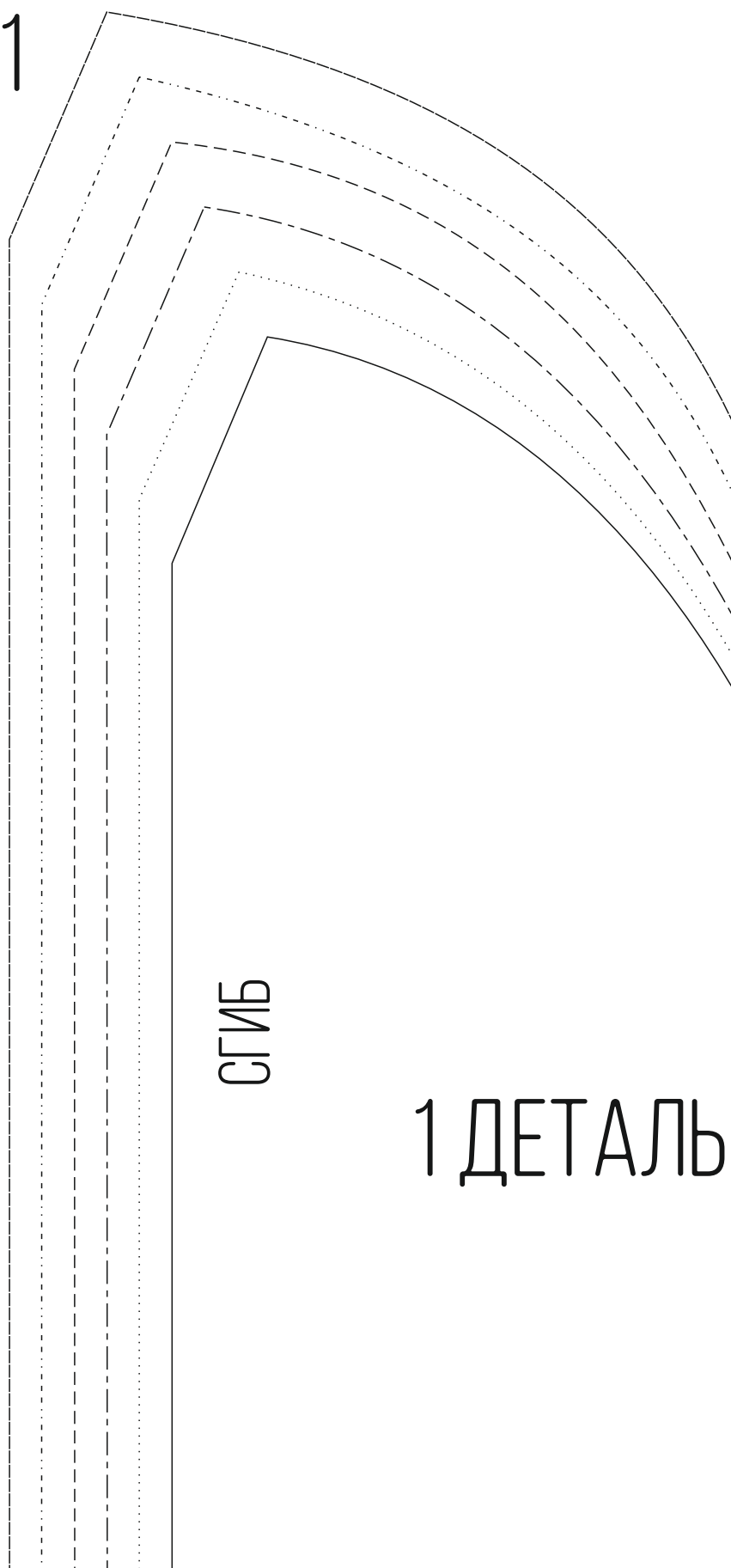


A4

СГИБ




B1



СГИБ

1 ДЕТАЛЬ

B2



УЧАСТОК НЕ ЗАШИВАТЬ ДЛЯ  
ВЫБОРАЧИВАНИЯ НА ЛИЦЕВУЮ СТОРОНУ

СО СГИБАМИ

@LIALANA\_SEW


СГИБ



The image shows a white rectangular area with a thin black border. In the upper right corner, there are three parallel diagonal lines sloping downwards from left to right. The lines are styled as follows: a solid line on the left, a dashed line in the middle, and another solid line on the right. The text 'B3' is positioned in the upper right quadrant, between the dashed and the rightmost solid lines.

B3

B4





A1

A2

A3

A4

РАЗМЕРЫ

- 46
- ..... 48
- - - - - 50
- - - - - 52
- ..... 54
- - - - - 56

ПРОМЯЖКА  
5 X 5 CM

2 ДЕТАЛИ СО СГИБОМ

@LALANA\_SEW

СГИБ

B1

B2

B3

B4

СГИБ

1 ДЕТАЛЬ СО СГИБАМИ

@LALANA\_SEW

СГИБ

