



Classic Man Boxer Shorts Pattern - A Must-Have For Summer



Classic man boxer shorts pattern is my attempt to get more men to join the wonderful world of sewing.

So-sew-easy.com has very few patterns for men, and lately many of the project requests I have received through email have been from men. I am going to be sharing a capsule wardrobe with you, starting with these boxer shorts.

These classic boxer shorts feature an elastic waistband, front fly, and hemmed bottoms.

This classic man boxer shorts pattern makes a pair of very comfortable underwear for summer and an easy to make gift for Father's Day.

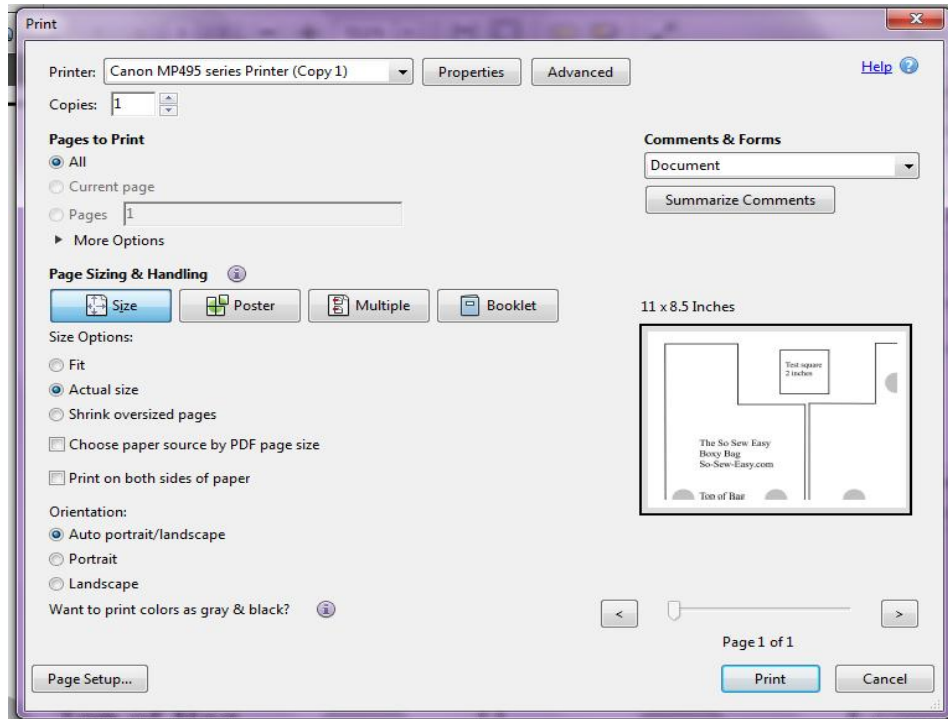
Experience level: Advanced Beginner

You can read more about this pattern over at So Sew Easy [HERE](#).

Find more great sewing patterns at So Sew Easy – <https://so-sew-easy.com>



To print your PDF pattern



Your pattern pieces come at the end of these instructions. For accurate printing, please make sure you are using the latest version of Adobe Reader. You can [download the latest version here](#) if you need to.

Select File → Print and the print dialogue box opens. Under Page Sizing and Handling, select ACTUAL SIZE. Check the preview in the right hand side illustration. Select the page numbers you want to print. You can print the whole document, or just the pattern pieces.

On the edge of the top left page is a box you can use to test your printing. This box should measure 2 inches square. If yours is wildly different you will need to check your printer options to make sure the pages are not being resized.

Use the grey guides on the overlap of the sheets to match up the pattern pieces, folding under or cutting off any overlaps, tape together and cut out your pattern pieces.

Help printing and assembling your pattern

You can find helpful tutorials on how to download, print and assemble PDF sewing patterns here:

[How to download and print a PDF sewing pattern](#)

[How to print and assemble a PDF sewing pattern](#)

Find more great sewing patterns at So Sew Easy – <https://so-sew-easy.com>



Materials

- 1 yard of 54" lightweight cotton
- thread to match
- 1 button or snap (optional)
- 1 1/5" wide elastic enough to go around the waist comfortably

Tools

- sewing machine (optional)
- seam ripper or a buttonhole puncher (optional)
- universal sewing machine or hand sewing needle
- erasable fabric pen
- a ruler to add the seam allowance

Find more great sewing patterns at So Sew Easy – <https://so-sew-easy.com>



Thank you for downloading this pattern and tutorial. I hope you enjoyed making this project and remember that I love to see what you made so do upload your completed projects on Instagram and use #soseweasyofficial.

Keep up with all the latest news and sewing projects at [So Sew Easy](#).

We also have a really great sewing chat group where you can ask questions, share your completed projects, and get 24 hr sewing inspiration. It's not just for So Sew Easy projects – you can chat about all sewing there, whether a newbie just starting out, or an advanced and experienced sewer, there's something for everyone in the sewing chat group. Join us here.

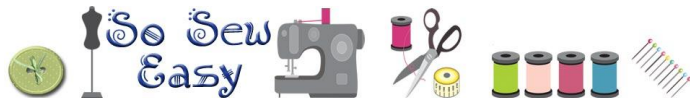
[SEWING CHAT GROUP](#)

If you'd like to help support our site so we can continue to produce patterns like this one, pop on over to our [Kofi page](#) and buy us a hot cup of joe.

This pattern graphic, the photos and the instructions are copyright So Sew Easy Pte Ltd and protected by law. All rights reserved. Please do not copy, publish, sell, redistribute or alter them in any way. Please don't print and give to your friends, or send it to anyone by email. Please do not rebrand this work as your own and sell or give it away, even if altered. This is intended for your personal use. If you would like to recommend these instructions, please pass on the original download link at So-Sew-Easy.com. Thank you for your understanding.

Usage – you ARE allowed to use this pattern to make things to sell on a small handmade basis, such as for craft fairs and for your Etsy shop. However, it may not be used for larger scale commercial purposes without a commercial license.

Find more great sewing patterns at So Sew Easy – <https://so-sew-easy.com>

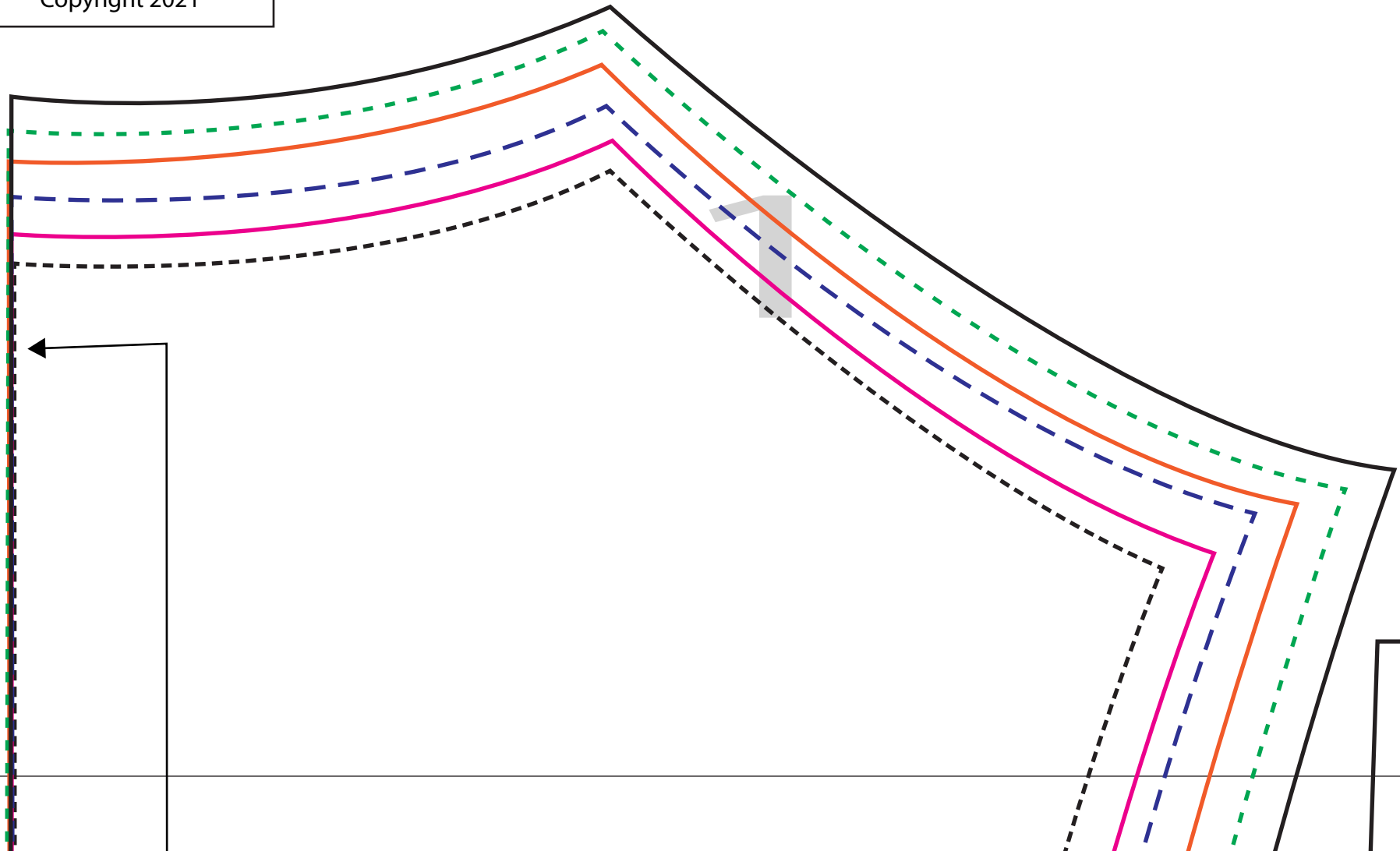


Men Boxer Shorts

2" X 2"
Square Test

so-sew-easy.com

Copyright 2021



S -----

M _____


L - - - - -

XL _____

2XL - - - - -

3XL _____

2



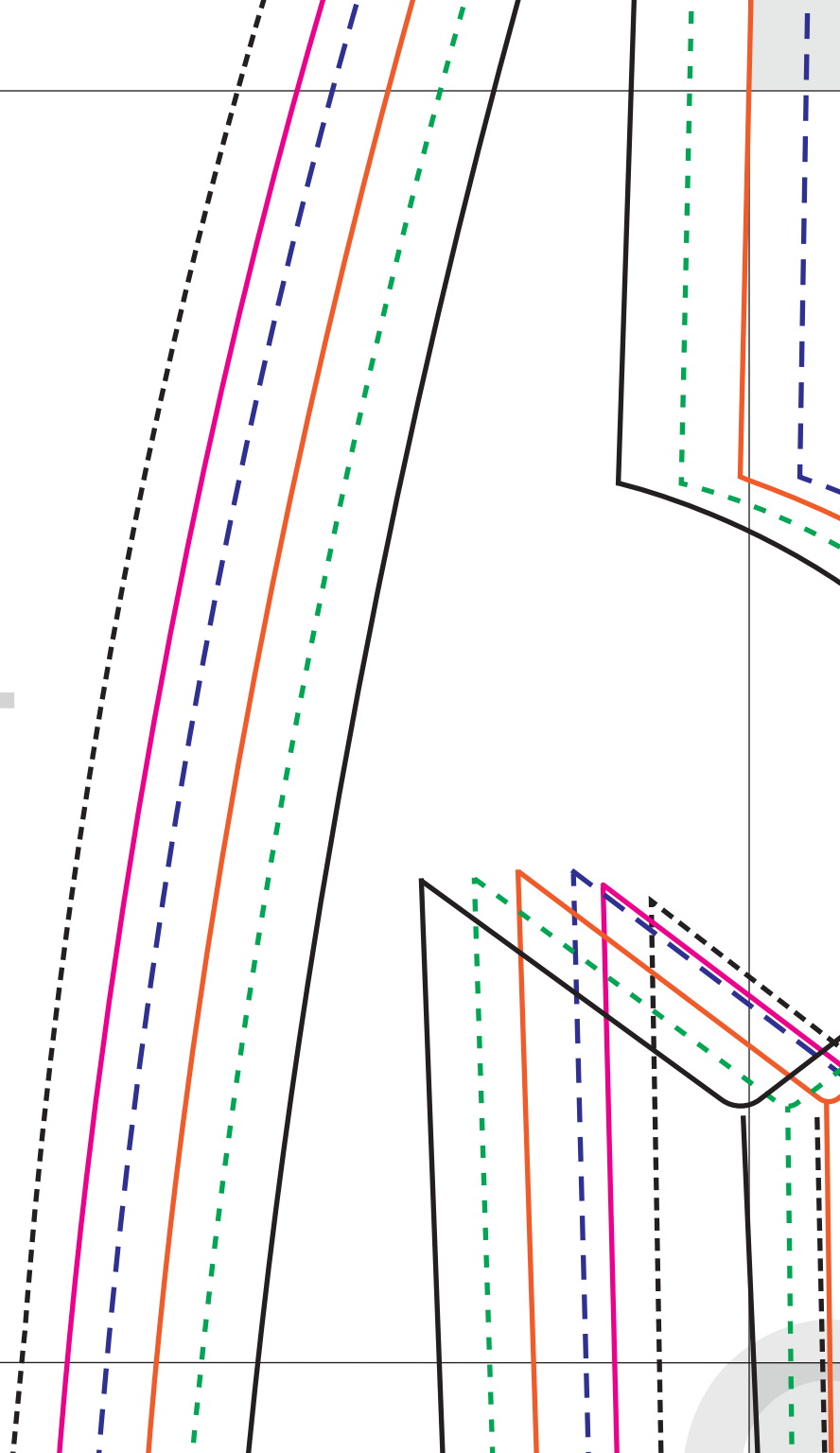
3

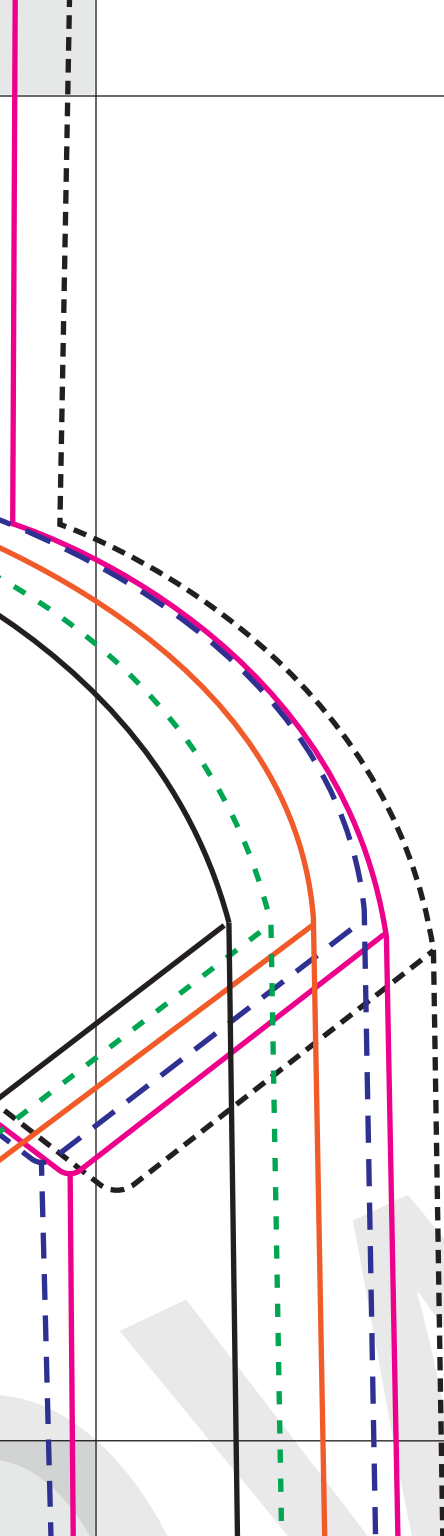


4

Cut on Fold

Back
Cut one on Fold
so-sew-easy.com
Copyright 2021






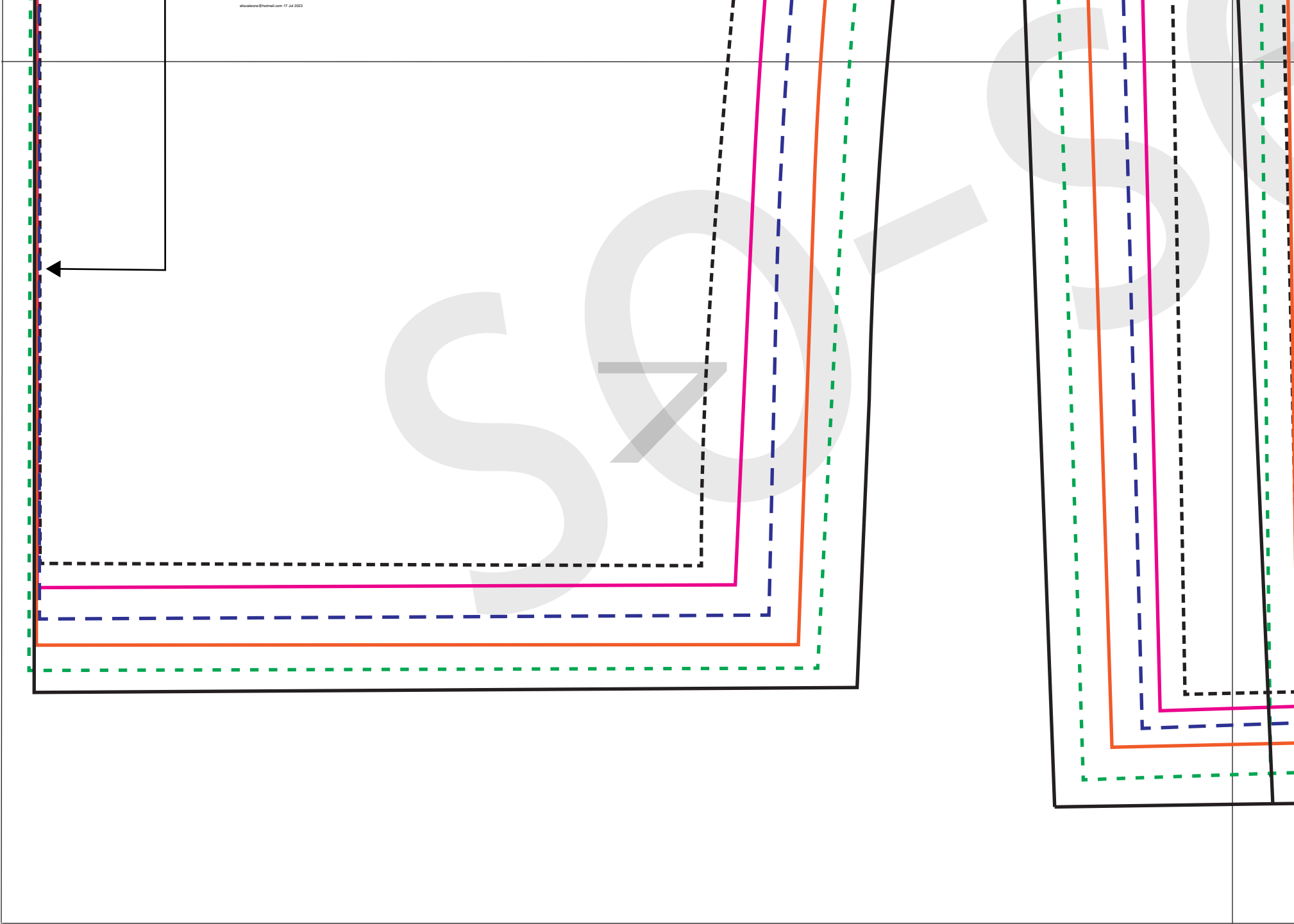
Instagram: @soseweasyofficial

Read all instructions before cutting the fabric.

For questions please send a message to my Instagram account or email to mayra@so-sew-easy.com

so-sew-easy





Front and Side
Cut Two
so-sew-easy.com
Copyright 2021

8

