



# 1

[https://vk.com/sew\\_room](https://vk.com/sew_room)

рукав

2

Shoulder notch

метка плеча


[https://vk.com/sew\\_room](https://vk.com/sew_room)

## SLEEVE



Cut one pair

рукав , вырезать 2 детали

# 3




российские размеры

-  Small (sizes 8-10) **42-44**
-  Medium (sizes 10-12) **44-46**
-  Large (sizes 12-14) **46-48**


4

3cm hem



5

[https://vk.com/sew\\_room](https://vk.com/sew_room)



[https://vk.com/sew\\_room](https://vk.com/sew_room)

6

Shoulder  
плечо

## FRONT NECK FACING

Cut one on fold in fabric  
Cut one on fold in interfacing

обтачка , деталь со сгибом  
1 - основная ткань  
1 - подкладка

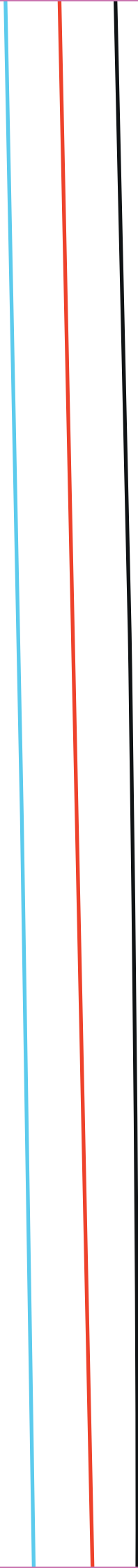
[https://vk.com/sew\\_room](https://vk.com/sew_room)

сгиб

Shoulder  
плечо

сгиб

7





8



гиб

[https://vk.com/sew\\_room](https://vk.com/sew_room)

9

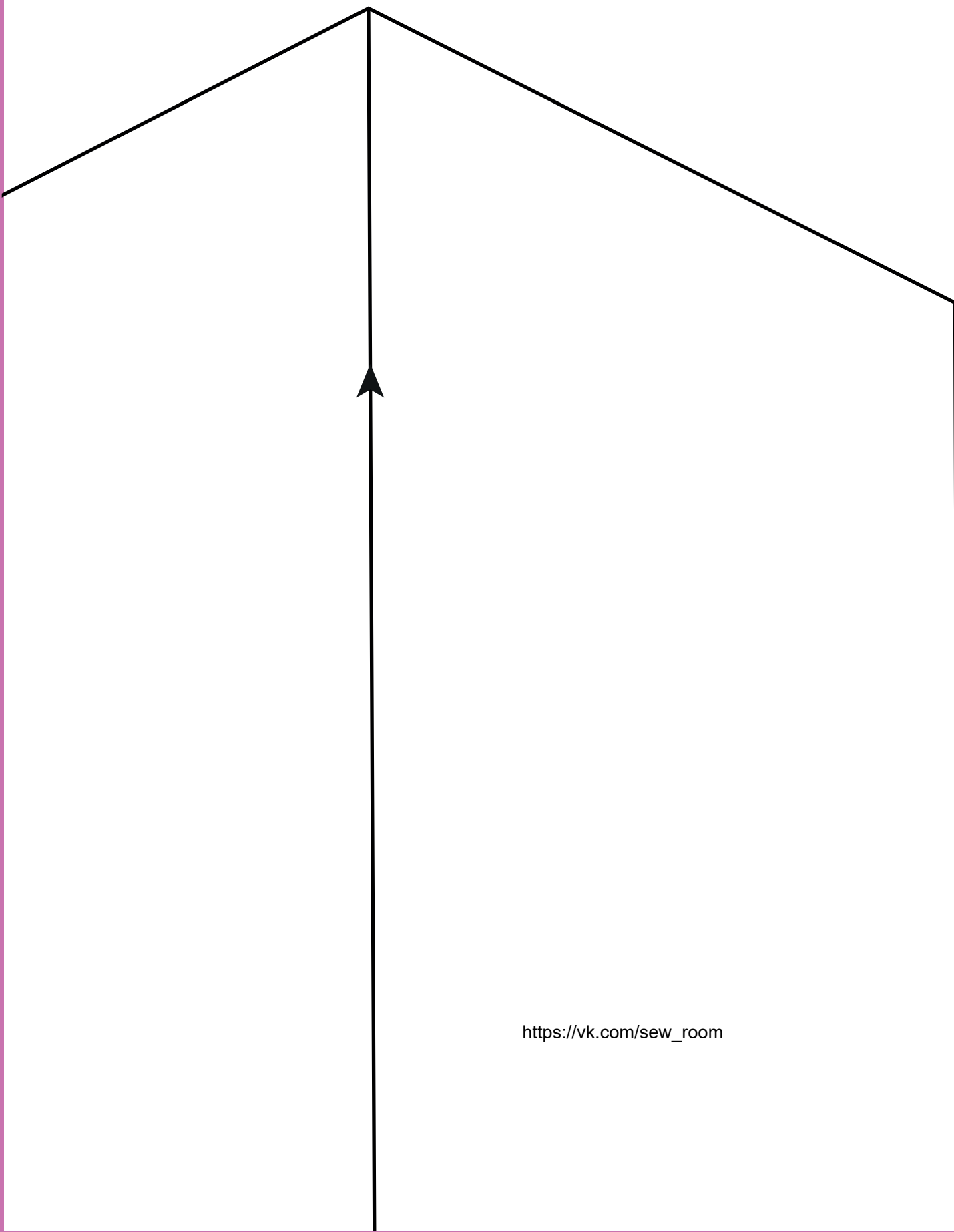
## BACK NECK FACING

Cut one on fold in fabric  
Cut one on fold in interfacing

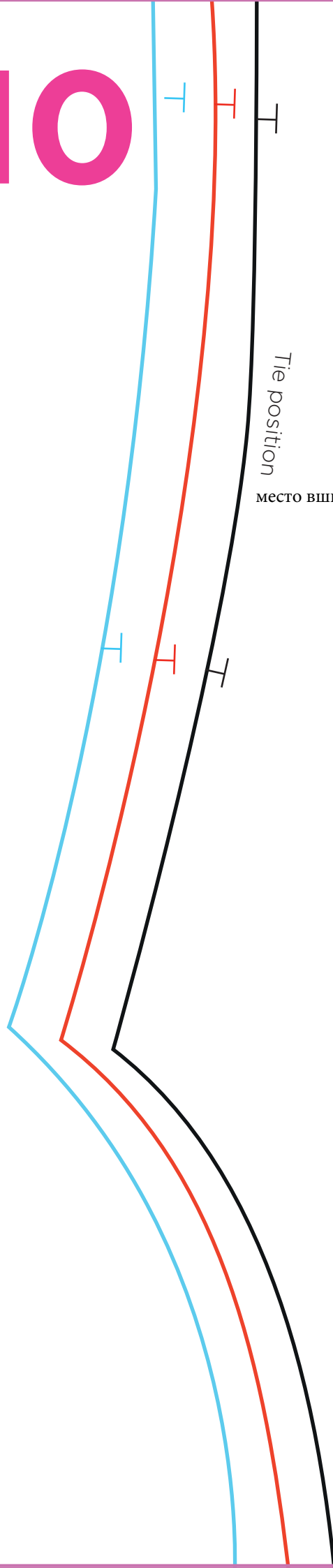
обтачка спинки

1 - деталь основная ткань

1 - подкладка



# 10



Tie position

место вшивания пояса - галстука

[https://vk.com/sew\\_room](https://vk.com/sew_room)

# 11

[https://vk.com/sew\\_room](https://vk.com/sew_room)



перед и спинка платья

1 деталь со сгибом для переда (вырезаем горловину)

1 деталь со сгибом для спинки

Cut one on fold for front (cutting away neckline)  
Cut one on fold for back

## FRONT AND BACK DRESS

# 12


**TIE**  
Cut two

бант - пояс

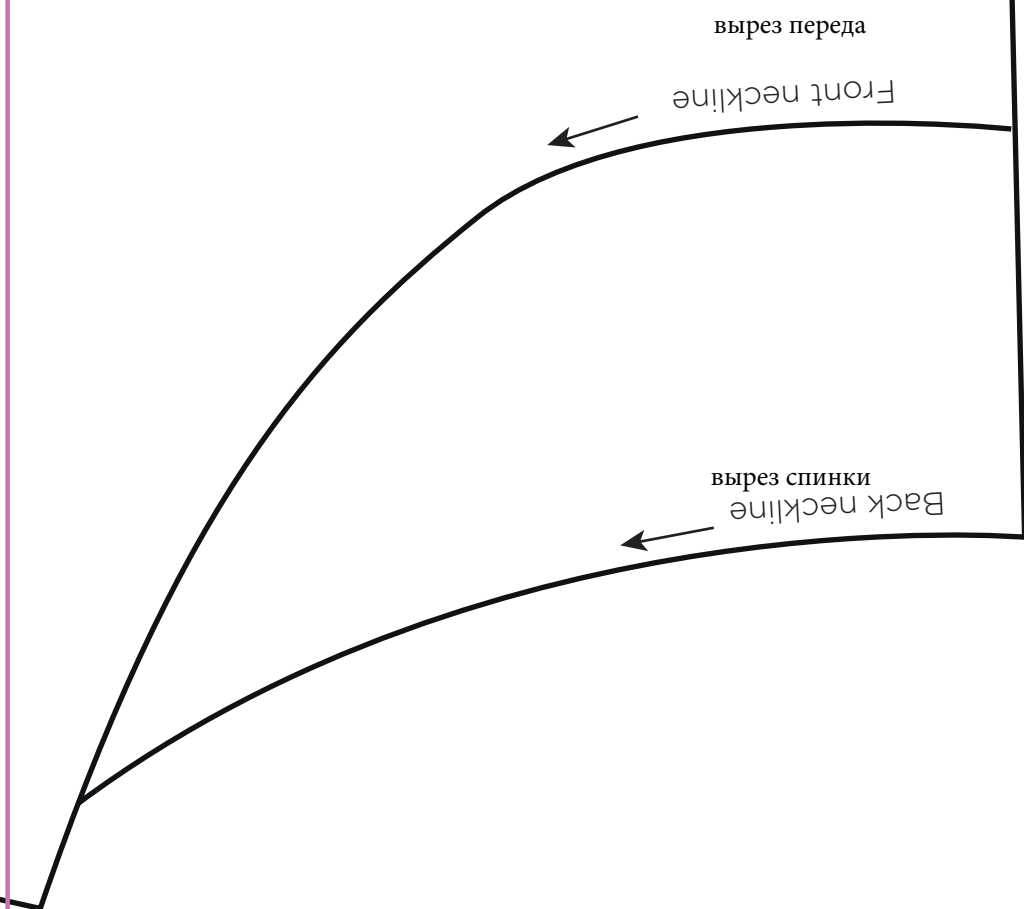
сгиб

Fold line

# 13



# 14



S

M

L

# 15



[https://vk.com/sew\\_room](https://vk.com/sew_room)